

# Investing, through cycles!



## What is the Buoyant Opportunities Scheme?

A “good company” is different from a “good investment” - valuations matter. Different market-capitalization indices, sectors and stocks operate in cycles.

A simple ‘Buy and Hold’ framework misses out on the inevitability of cycles. Our Core & Satellite framework allows us to adopt as “Aggressive stance” when we intend to generate superior returns, and adopt a “Defensive stance” when we want to protect capital.

Overall, it results in superior risk-adjusted long-term returns.

## Basic Details

No. of stocks  
upto 33

Benchmark  
BSE 500 TRI

Risk  
Aggressive

Timeframe  
3-5 Years

As of 30 Nov 2024

	1 month	6 months	1 year	2 years	3 years	5 years	Since Inception
<b>TWRR(%)</b>							
Buoyant Portfolio	1.6%	11.8%	23.6%	28.9%	22.3%	27.0%	23.0%
BSE-500 TR Index	0.1%	7.9%	27.0%	20.0%	16.8%	19.6%	16.6%
<b>Absolute(%)</b>							
Buoyant Portfolio				66%	83%	231%	482%
BSE-500 TR Index				44%	60%	145%	270%

Source: Bloomberg for Indices.

The performance data for the Portfolio Manager and Investment Approach provided above has not been verified by SEBI or any other regulatory authority.

Performance data for periods up to 12 months is presented as absolute Returns, while data for periods exceeding 12 months is shown as TWRR. The TWRR figures provided above are net of expenses. Past performance is not indicative of future results and does not guarantee future returns.

## Key Attributes

### Investors First

- Zero Exit Load
- Non model portfolio
- Online disclosures

### Cross-Cycle Investing

- Beyond just ‘Buy and Hold’
- Aggressive vs. Defensive stance
- Core and Satellite Approach

### Skin in the Game

- Significant
- Buoyant Capital and directors
- We co-invest


### Top performance

- Over 20% TWRR
- CRISIL 5-star rating
- 8 years of alpha compounding



## Anticipating Cycles...

### Aggressive cycle stance

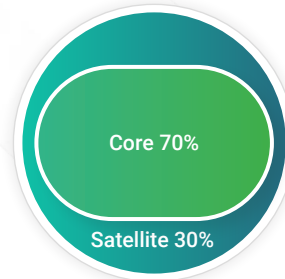


The end result  
Generate superior returns

Execution

Satellite allocation > Core allocation

### Defensive cycle stance

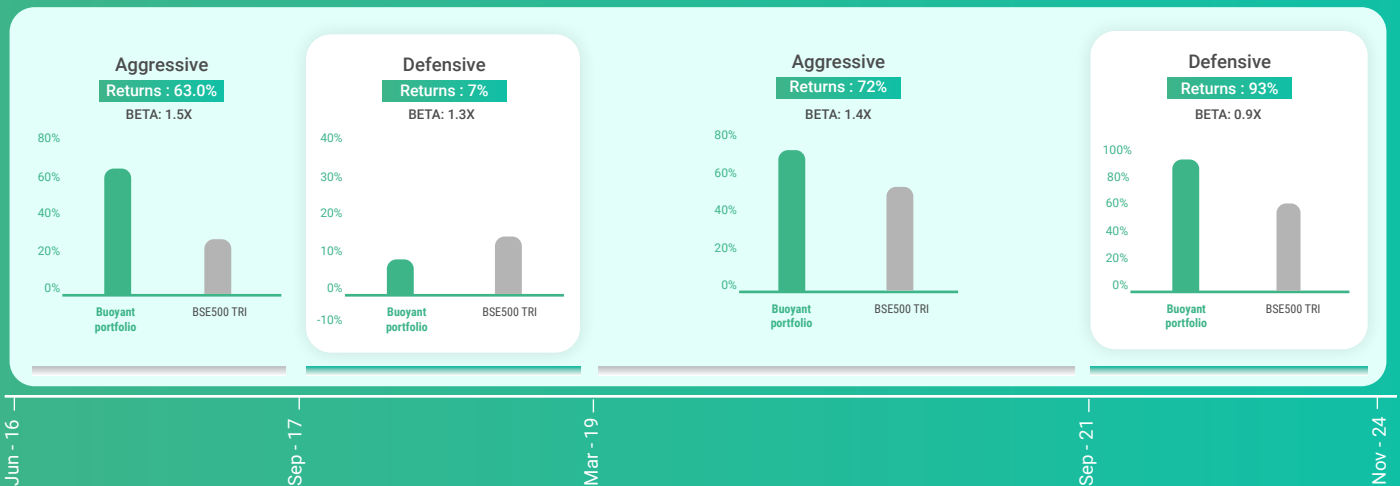


The end result  
Protect capital

Execution

Core allocation > Satellite allocation

## ...and navigating through them!



## Top Holdings

State Bank of India

ICICI Bank

HDFC Bank Ltd

Ramkrishna Forgings Ltd

Indegene Ltd

**Disclaimer :** Information in this newsletter is not intended to be, nor should it be construed as investment, tax or legal advice, or an offer to sell, or a solicitation of any offer to make investments with Buoyant Capital. Prospective investors should rely solely on our Disclosure Document filed with SEBI. Any description involving investment examples, statistical analysis or investment strategies is provided for illustration purposes only and will not apply in all situations and may be changed at the discretion of our Principal Officer. Certain information has been provided and/or based on third-party sources and although believed to be reliable, has not been independently verified; the investment manager makes no express warranty as to its completeness or accuracy, nor can it accept responsibility for errors appearing herein.

SEBI Registration Nos : INP000005000 (PMS), INAIF322231125 (AIF), INA000016995 (RIA)

Sakshi the chatbot

@BUOYANTI



Scan Now

buoyant

BUOYANT CAPITAL PVT LTD

3501 Kohinoor Square, N C Kelkar Marg, Shivaji Park, Dadar West, Mumbai 400028

info@buoyantcap.com +91 22 6931 9999

buoyantcap.com